



THE WHITE HOUSE  
WASHINGTON

# COVID-19 Press Briefing

September 28, 2021



# Daily Change in COVID-19 Cases, US

January 22, 2020 – September 26, 2021

TOTAL Cases Reported Since 1/22/20

42,850,746

NEW Cases Reported to CDC on 9/26/21

30,928

Change in 7-Day Case Average

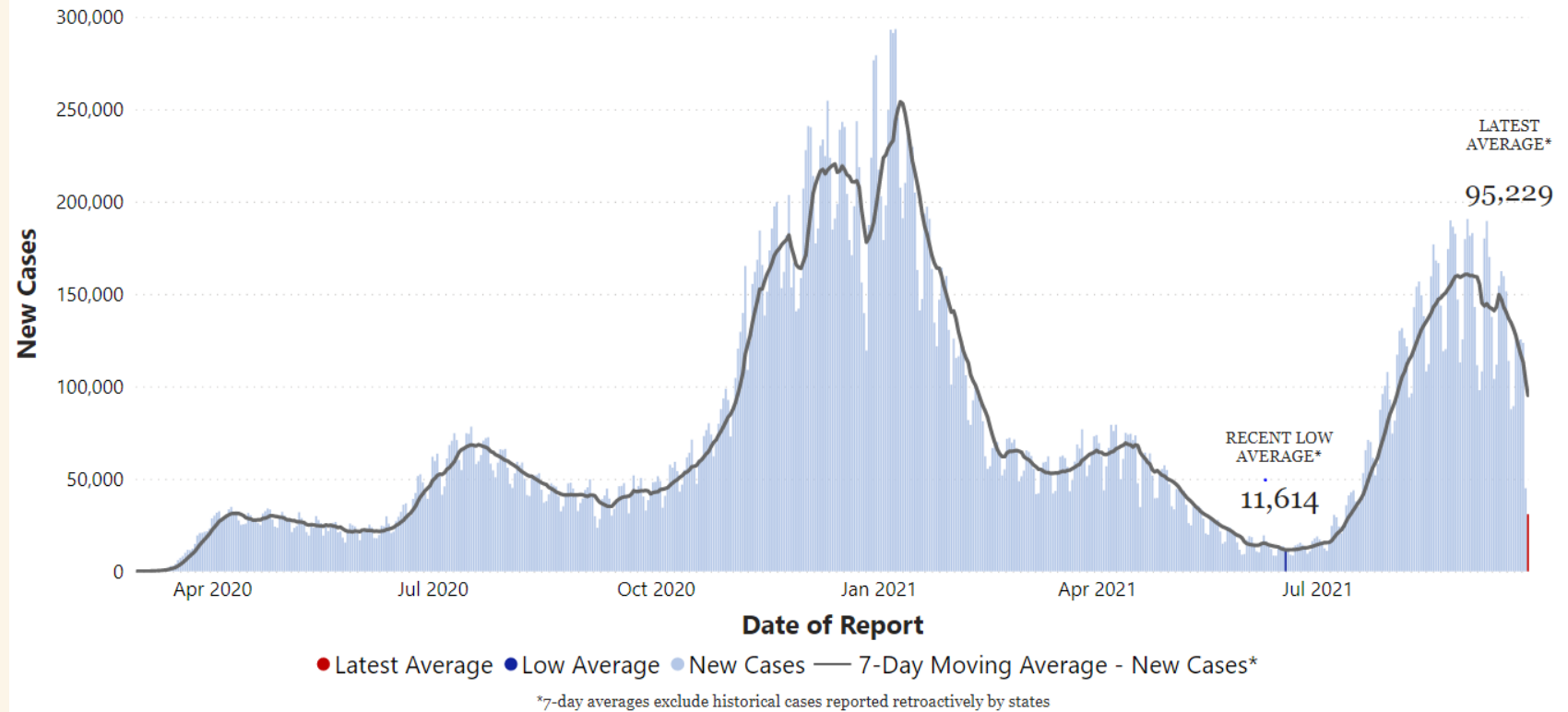
-29.2%

Current 7-Day Case Average (9/20/21 - 9/26/21)

95,229

Prior 7-Day Case Average (9/13/21 - 9/19/21)

134,501



# New Admissions of Patients with Confirmed COVID-19, US

August 1, 2020 – September 25, 2021

Patients Currently Hospitalized with COVID on 9/25/21

**57,743**

New Admissions on 9/25/21

**6,621**

Peak in New Admissions (1/5/21)

**17,958**

Change in 7-Day Average of New Admissions

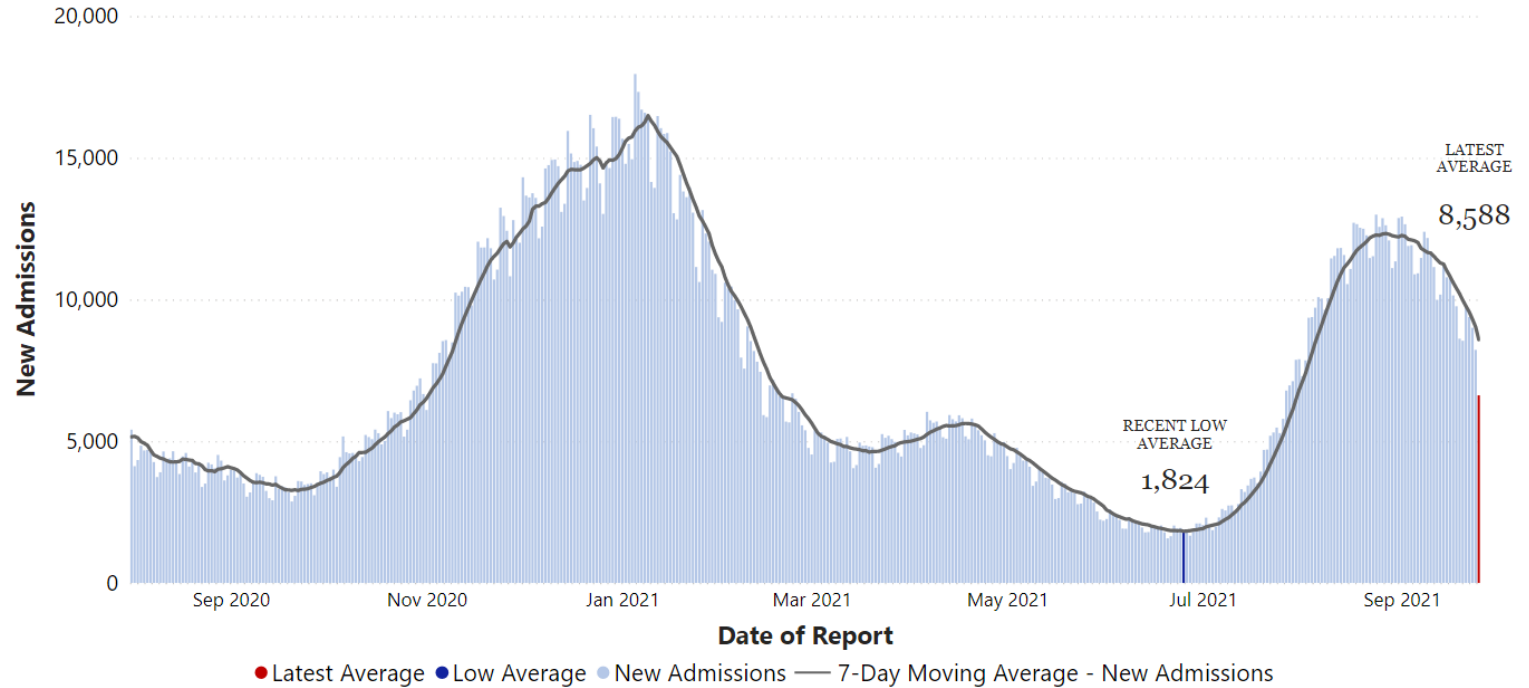
**-17.4%**

Current 7-Day Average of New Admissions (9/19/21 - 9/25/21)

**8,588**

Prior 7-Day Average of New Admissions (9/12/21 - 9/18/21)

**10,403**



# Daily Change in COVID-19 Deaths, US

January 22, 2020 – September 26, 2021

TOTAL Deaths Reported Since 1/22/2020

686,639

NEW Deaths Reported to CDC on 9/26/21

267

Change in 7-Day Death Average

-11.6%

Current 7-Day Death Average (9/20/21 - 9/26/21)

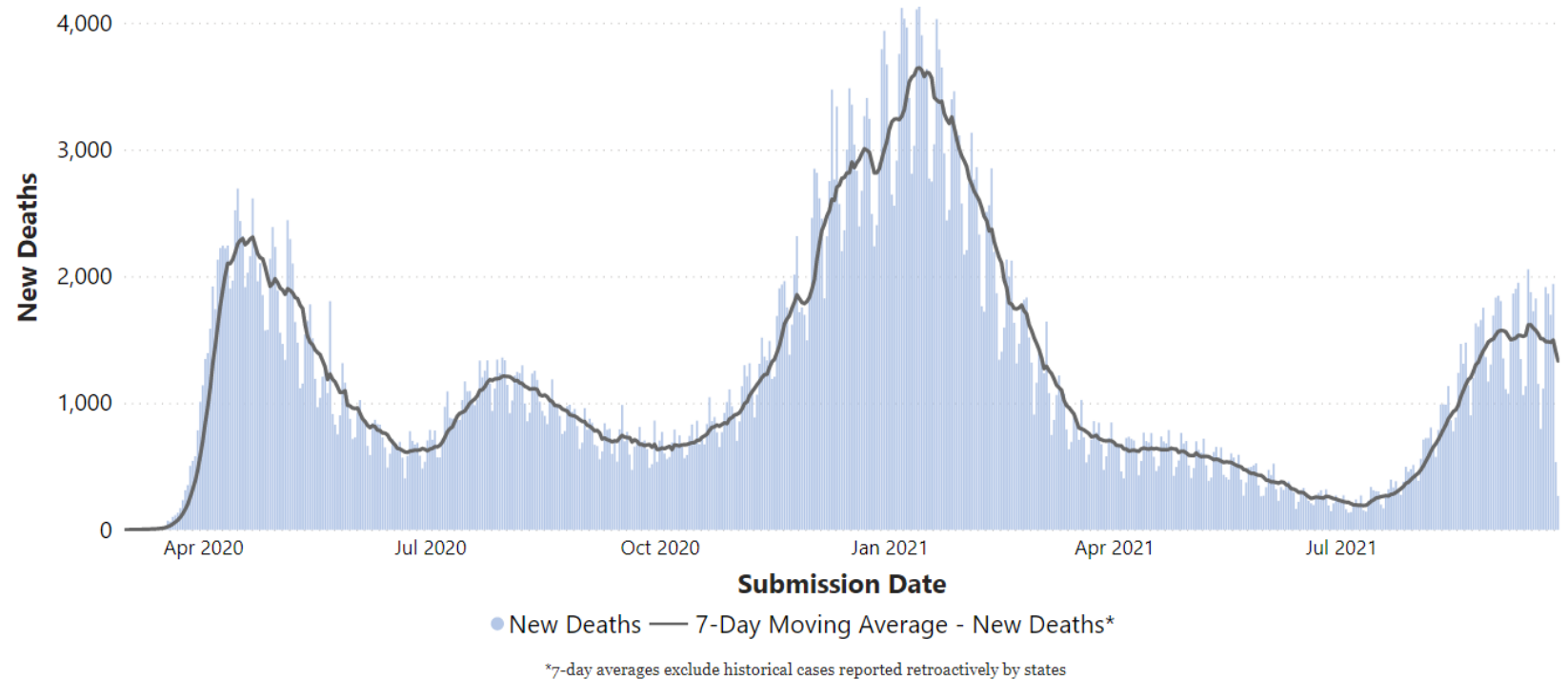
1,333

Prior 7-Day Death Average (9/13/21 - 9/19/21)

1,509

Forecasted Total Deaths by 10/16/21

709,000 to 736,000





Published Online: May 5, 2021

## **A Centenary Tale of Two Pandemics: The 1918 Influenza Pandemic and COVID-19, Part I**

DM Morens, JK Taubenberger, and AS Fauci

Published Online: August 9, 2021

## **A Centenary Tale of Two Pandemics: The 1918 Influenza Pandemic and COVID-19, Part II**

DM Morens, JK Taubenberger, and AS Fauci



# Comparing Pandemics: 1918 Influenza and COVID-19

<b>Variable</b>	<b>1918 influenza</b>	<b>COVID-19</b>
Available Public Health Tools	Early bacterial vaccines (for co-infections)	<b>SARS-CoV-2 vaccines; several licensed bacterial vaccines</b>
	Closures, isolation, social distancing, masks, simple forms of ventilation (open windows)	Closures, isolation, social distancing, masks, <b>sophisticated ventilation (HEPA filters, air-flow control)</b>
	Print media	Print, <b>broadcast, internet, social media</b>
Treatment	Supportive care	Supportive care, <b>ICUs/advanced critical care, mechanical ventilation, ECMO</b>
	No antimicrobial drugs	<b>Antivirals and other antimicrobial drugs, monoclonal antibodies, immune modulators</b>
	Quack and unproven remedies	Quack and unproven remedies



# COVID-19 Vaccinations in the United States: Much Accomplished, Much to Do

---

**183.9M**  
People fully vaccinated

**2.78M**  
People received  
an additional dose  
since August 13th, 2021

## **% of People Fully Vaccinated, United States**

---

<b>% of Total Population</b>	<b>55.4%</b>
<b>% of Population <math>\geq</math> 12 Years of Age</b>	<b>64.8%</b>
<b>% of Population <math>\geq</math> 18 Years of Age</b>	<b>66.6%</b>
<b>% of Population <math>\geq</math> 65 Years of Age</b>	<b>83.2%</b>

---

Source: CDC. Data as of 9/27/2021, 6:00 a.m.



# Get Vaccinated!

After Delta became the most common variant,<sup>\*</sup>  
fully vaccinated people had reduced risk<sup>†</sup> of...

INFECTION

**5X**

HOSPITALIZATION

**>10X**

DEATH

**>10X**

**Vaccination offers strong  
protection against COVID-19**



[bit.ly/MMWR91021](https://bit.ly/MMWR91021)

<sup>\*</sup> June 20-July 17, 2021

<sup>†</sup> Compared with people not fully vaccinated

**MMWR**

Source: *MMWR*, Sept. 17, 2021.







THE WHITE HOUSE  
WASHINGTON

WH.GOV